

THE CHARLOTTE SAWDUST

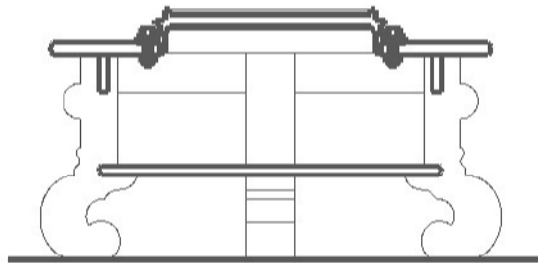
The Official Journal of
The Charlotte Woodworker's Association

www.charlottewoodworkers.org

Editorial

This may be a little off of the subject but I thought that you can't be reminded enough that next weekend will be Valentines Day weekend.

One of my younger business partners told me yesterday that his wife told him not to get her anything for Valentines. My advice to him was that even if she threatened him if he gave her something, do it anyway. They never forget if you forget.



I am working on my winter furniture project, a round solid mahogany coffee table with a 50 lb brass porthole mounted in the center with 16 bronze bolts, which will go in my nautical themed den.

I am nearing the end and would greatly appreciate advice on the finish. I want the durability of a polyurethane but don't want to take away from the beauty of the mahogany.

Once again, Please forgive me if some of my comments or questions seem simplistic. I am a 25-year beginner in woodworking and have a tremendous amount to learn especially about fine woodworking.

Sincerely,

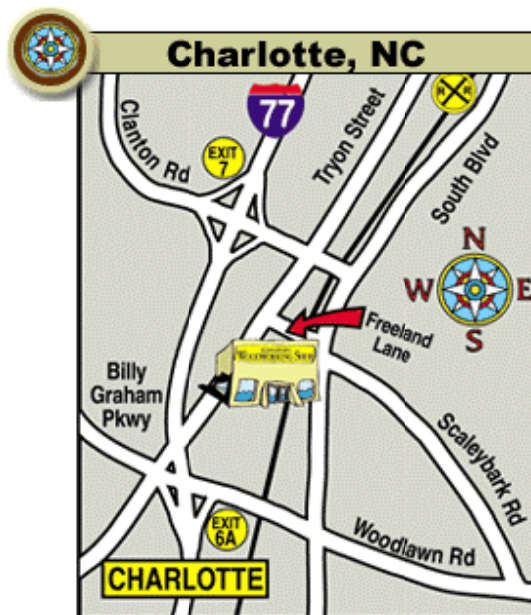
Mike Dyer
mdyer@adwarchitects.com
(704) 379-1919 days
(704) 814-9580 evenings

February Program

Our program for February will be “Scary Sharp – Sharpening with Sandpaper” presented by Wayne Manahan. He will highlight sharpening using a sandpaper sharpening kit that is available locally, a simple marble tile, followed by honing on a leather strop. Members can bring their chisels and plane irons if they wish, and try the system for themselves as time permits. You should see this if you have not tried it.

Meeting Time

Meetings of the Charlotte Woodworker’s Association are held the third Monday of each month, except for December. Meetings are typically held at THE WOODWORKING SHOP of Charlotte, 116M Freeland Lane, Charlotte, NC. Exceptions will be announced well in advance. If you need directions to the shop, visit their web site at <http://www.woodworkingshop.com> and click on the link to “Store Locations”.



**116 M Freeland Lane
(Queen Park Business Center)
Charlotte, NC 28217
(704) 521-8886**

Get Directions:

MAPQUEST

Following a social and refreshment time that starts at 5:30pm, our meetings start at 6:00pm. Get to the meeting early and get to know your fellow woodworking enthusiasts. Please refrain from placing food, drinks and trash on worktables and shelves around The Woodworking Shop.

Membership Dues are still due

Membership dues should be paid at the meeting. Checks are preferable so that we will credit them properly. Jaye Peterman will be collecting them and giving you a receipt. Please keep this receipt so that you can prove that you have paid if it comes into question. If you can't attend the meeting, please mail a check for \$25 made

out to Charlotte Woodworkers Association and send to Jaye Peterman, Secretary CWA, 3828 Selwyn Ave., Charlotte, NC 28209.

Anyone joining CWA during the year will pay under the new structure as follows:

Join Jan-Apr = \$30

Join May-Aug = \$20

Join Sep – December = \$35 (included the following years \$25 renewal)

These prices are for new members only, renewing members fee is still \$25 at any time

\$\$\$ Save Money at the Woodworking Shop \$\$\$

As a member of the Charlotte Woodworkers Association you can save 10% off all your purchases from The Woodworking Shop, excluding wood and power tools. Thanks to our hosts at the Woodworking Shop for allowing us to have our monthly meetings and extending 10% off to CWA members.

Email Option for SAWDUST – PLEASE HELP !!

If you don't already receive THE SAWDUST by email, please consider this option. By receiving the newsletter by email you 1) save the organization money, 2) receive color pictures, and finally 3) quicker delivery. Sign up today for the email option by sending an email to secretary@charlottewoodworkers.org and your delivery method will be changed immediately.

CWA Mentor Program

The following members have offered their help to anyone interested in learning skills or new techniques in their area of interest. Contact each person to arrange times to get together if interested.

Name	Area of Interest	Phone	Email
Wayne Cooper	***	704.409.1417	cooper@arconmfg.com
Bill Golden	Shopsmith & Accessories	704.525.9691	popstoyshop@juno.com
Dwight Hartsell	Woodturning	704.598.6029	woodwight@aol.com
Jeff Jacobs	any woodworking	704.309.1263	jacobj@meckco.com
Wayne Manahan	Sharpening	704.786.0768	wmanahan@vnet.net
Gil Milsaps	Windsor chairs	704.875.0758	gad32about@aol.com
Alvin Tench	any woodworking	704.824.7717	alvintench@netzero.com

*** Wayne Cooper has a fairly complete shop and would actually like an experienced woodworker to use it and teach him how to use it properly in exchange for use of the shop. If you are interested in helping Mr. Cooper please contact him directly to make appropriate arrangements.

Write an article for Sawdust

Please consider writing an article for The Sawdust, this is your newsletter what do you want from it? What do you want to share with your fellow woodworkers? Everyone likes to share, share your successes, failures, mistakes, have fun with it and share with others at the same time!. Contact Mike Dyer @ secretary@charlottewoodworkers.org or call (704) 379-1919 days or (704) 814-9580 evenings.

Woodworking Show – Charlotte - March 12 – 14, 2004

Merchandise Mart – Liberty Hall
2500 East Independence Blvd

Admission: \$8.00 Adults which is good for all three days (cash only)
Go to their web Site for a coupon for \$1.00 off or Free spouse admission

The club is planning on having a booth at the show and still need volunteers to man the booth and bring samples of their work for display. Contact Wayne Manahan at pres@charlottewoodworkers.org or call (704) 786-0768.

We will have tables, chairs and electricity at the booth and complementary admission for those staffing the booth, up to 3 people per 2-hour shift.

We can display crafts but not sell them from our booth. Prices are not to be on any items, and if someone inquires, they are to be given a business card for off premise contact to discuss details.

We must move in from 10 am to 12 noon on Friday, and stay in our booth and not wander until the show opens at 12. This is to allow other vendors to set up without our being in the way.

Parking is not included.

Shop Talk

I still need some volunteers to send photos of their shop or shop jigs or anything else that might interest others in the club. You might be surprised at what interests your fellow members.

Web Sites

www.woodworking.com

Woodworking forum, tips

www.woodweb.com

Free software, forums for the pro

www.woodshopdemos.com

Demos, shop tips

www.woodworking.org

Techniques, plan sources

www.working.about.com

Links to other sites

www.woodworkingtips.com/woodtips

Woodworking tips

Classified Section

\$\$ For Sale \$\$

14" Band Saw – Jet model #JWBS14CSW. White 40th anniversary unit with the motor in the enclosed base. Includes a fence. 5-6 years old. There are several blades included (1 unused 3/16" Timberwolf, 1 used 3/16"

Timberwolf, 1 used ½” Wood Slicer resaw and 2 other ½” blades. Welcome to inspect it. Asking \$400.00. Contact Dick Thomas at (704) 332-3418. Email: jeadic@carolina.rr.com.

Approximately 1000 board feet of 1 inch thick Oak – various widths from 6” to 10”, the boards are about 12 feet long. Asking \$1/bf with a 100 bf minimum, would like to sell all 1000 bf for \$900. Contact Mike Patterson @ 1-704-435-5179.

8” Inca Tilt Table Saw (\$295), Makita 9820-2 Electric Sharpener (\$150) and a Makita 9045N ½ Sheet finish sander (\$50) are available from George Fryling at 704-752-0121 or George@fryling.com.

For Free \$0

Jenny Kearney has three standing dead sourwood trees near her house in South Charlotte that she's willing to give to anyone who would be willing to take them down and haul them away. Jenny can be contacted at Jenny.V.Kearney@bankofamerica.com.

Charlotte Woodworkers Association Library

We have an extensive library of books and videos that can be checked out at the monthly meetings for no charge for books and \$1.00 for videos for members of good standing. There will be a \$1.00 late charge for books and videos not returned at the next meeting. We should all take advantage of this great benefit that the club offers. The following is a list of the books and videos that we currently have.

Videos

ITEM	TITLE	AUTHOR	COMMENT
2001	Woodfinishing	Fine Woodworking	40 Min Video - Good Primer
2002	Bandsaw, Mastering	Fine Woodworking	60 Min. Video - Very good
2003	Router - Jigs & Techniques	Fine Woodworking	50 Min. Video - Very good
2005	Turning, Wood	Raffan, Richard	60 min Video
2006	Mortise-&-Tenon Joints	Klausz, Frank	60 Min. Video
2007	Tips & Tech, Small shop	Cummins, Jim	55 Min Video
2008	Table Saw,Mastering	Mehler, Kelly	70 Min. Video
2009	Refinishing Furniture	Flexner, Bob	65 Min. Video
2011	Repairing Furniture	Flexner, Bob	85 Min. Video
2012	Bowl Turning	Stubs, Del	120 Min. Video
2013	Tables, Building	Rogers, Avian	40 Min. Video
2014	Shaker Oval Boxes & Carriers	Wilson, John	60 Min. Video
2015	Tables, Building	Hands-On Series	40 Min. Video
2016	Small Shop Tips & Techniques	Cummins, Jim	55 Min. Video
2017	Installing Trim		
2018	Handplanes in the Woodshop	Rodriguez	45 Min. Video
2019	Dust Collection & Filtration	Fedrigon, Peter	Oneida Promo.
2021	Tables, Building	Hands-On Series	40 Min. Video
2022	Rout-R-Slide		Router Table Promo.
2024	Dust Free Sanding	Fein	Fein Promo.
2025	The Versatile Router 1	P. Warner	20 min - Fine Woodworking

2026	The Versatile Router 2	P. Warner	20 min - Fine Woodworking
2027	Making Picture Frames	S. Altschuler	20 min - Includes how to make moldings
2028	The Woodfinishing Video (duplicate)	M. Dresdner	40 min - Wipe, Brush & Spray
2029	Biscuit Joinery	Frank Klausz	60 min - Techniques & Build Bookcase
2030	Sharpening Woodworking Tools	Leonard Lee	71 min - Chisel, Plane, Knife, Gouge, etc
2031	Sandpaper Sharpening	Michael Dunbar	20 min - Chisel, Plane, Gouge, etc.
2032	Intarsia	Judy Gale Roberts	90 min - How-to on basic steps
2033	TimberKing Bandsaw Mill	Charles Farley	Timberking Promo/Demo
3001«	Turning Wood	Raffan, Richard	Video - Property of J. Mc Alister
3002	Wood Finishing	Klausz, Frank	Video - Property of J. Mc Alister
3003	Dovetail A Drawer	Klausz, Frank	Video - Property of J. Mc Alister
3004	Chip Carving	Barton, Wayne	Video - Property of J. Mc Alister
3005	Ball & Claw Foot, Carve	Lowe, Phil	Video - Property of J. Mc Alister

Books

ITEM	TITLE	AUTHOR	COMMENT
1001	Turning Wood	<i>Raffin, Richard</i>	Instruction
1002	Shaker Furniture	<i>Handberg, Enjner</i>	Shop drawings- 90 items
1003	Wood Molding Projects	<i>Arco Pub.</i>	500 conceptual plans-little detail
1004	Woodworking Projects	<i>Popular Science</i>	Basic plans
1005	House of Furniture	<i>Watts, Simon</i>	Good plans, pictures and text
1006	Finishing Techniques	<i>Fine Woodworking</i>	Comprehensive instruction
1007	Queen Ann Furniture	<i>Vandal, Norman</i>	Instruction, plans, photo & text
1008	Joinery	<i>Fine Woodworking</i>	Instruction, plans, photo & text
1009	Finishing Techniques	<i>Fine Woodworking</i>	Comprehensive instruction
1010	Woodcarving Illustrated		
1011	Provincial Furniture	<i>Gottshall, F. H.</i>	28 proj. Instruction, photos, drawings
1012	Cabinet Making	<i>Krenov, James</i>	Good discussion, text & photos
1013	Antique Country Furniture	<i>Shea, John</i>	Historical, photos, plans
1014	Design Book Two	<i>Fine Woodworking</i>	Illustration & 1150 photos
1015	Shaker Reader	<i>Main St. Press</i>	Historical- craftsmanship
1016	Shaker Furniture	<i>Moser, Thomas</i>	Instruction & plans - 50 projects
1017	Shaker Furniture & Woodware	<i>Handberg, Enjner</i>	General arr. plans for 50 projects
1018	Woodworking	<i>Kirby, Ian J.</i>	Instruction-table + hand saws + gauges
1019	Plane Perfect, Woodworking Book 1	<i>Kirby, Ian J.</i>	Instruction- planes & jointers
1020	Woodcarving	<i>Schroeder, Roger</i>	Instruction & Plans - 10 easy projects
1021	Woodwrights Shop	<i>Underhill, Roy</i>	Traditional woodcraft
1022	Woodwrights Companion	<i>Underhill, Roy</i>	Traditional woodcraft projects
1023	Woodworking Joints	<i>Hayward, Charles</i>	Instruction, text - good details
1024	Making & Using Jigs	<i>Capotosto, John</i>	Instruction, photos, drawings- 100 Jigs
1025	Making Wood Banks	<i>Helm, Harvy</i>	Inst. Plans, photos -33 banks
1026	A Museum of Early American Tools	<i>Sloane, Eric</i>	Historical, Early American
1027	American Furniture	<i>Moser, Thomas</i>	70 Plans & photos
1028	Wooden Toys and Puzzles	<i>Dorazio</i>	Basic plans - some photos

1029	Timeless Toys	<i>Sun Design</i>	photos
1030	Woodfinishing	<i>Dresdner, Michael</i>	Informational - many topics
1031	Router Handbook	<i>Speilman, Patrick</i>	Text & Photos
1032	Cabinetmaker notebook	<i>Krenov, James</i>	Text, Photos, Project Details
1033	Country Furniture	<i>Watson, Aldren</i>	Design, Joinery & tools
1034	Understanding Wood,	<i>Hoadley,</i>	Guide to Wood
1035	Artistic Wood Turning	<i>Nish, Dale</i>	Methods and design ideas
1036	Bandsaw Handbook	<i>Duginske, Mark</i>	Instruction-Procedure / A must read.
1037	Encyclopedia of Wood	<i>Walker, Aiden</i>	Reference - Tree by Tree Guide
1038	Scroll Saw Basics	<i>Speilman, Mark</i>	Good Instruction & Reference
1039	Bird House Book	<i>Strerling/Lark</i>	Design Ideas - Houses & feeders
1040	Boxes, Elegant Wood	<i>Lydgate, Tony</i>	Concepts, Design Ideas - Photos
1041	Chairs & Beds	<i>Fine Woodworking</i>	Reference - 33 articles
1042	Woodworking Machines	<i>Fine Woodworking</i>	Reference - 40 articles
1043	Woodworking INDEX	<i>Gumbus, art</i>	Ref. to 812 mags. covers 15200 articles
1044	Woodworking INDEX	<i>Fine Woodworking</i>	Covers last 100 issues
1045	Complete Guide To Sharpening	<i>Leonard Lee</i>	
1046	Mostly Shaker	<i>Norm Abram</i>	
1047	Collecting Antique Tools	<i>Kean & Pollak</i>	
1048	Router Jigs & Techniques	<i>Nick Engler</i>	
1049	Understanding Wood Finishing	<i>Bob Flexner</i>	Reference - 300 pages
1050	400 Terrific Tech. Tips	<i>Woodworking Mag.</i>	Reference - 95 pages
1051	Fine Woodworking Tech #2		
1052	Encyclopedia of Wood Joints	<i>Wolfrom Graubner</i>	
1053	Wood Handbook #72	<i>U.S. Agriculture Dept.</i>	
1054	Tool Buyers Guide, 1995	<i>American Woodworker</i>	
1055	Identifying Wood	<i>Bruce Hasdley</i>	
1056	Country Projects for Woodworkers	<i>Woodworkers Journal</i>	
1057	Classic Scroll Saw Patterns & Fretwork	<i>Spielman & Riddle</i>	
1058	Clocks in Color	<i>Andrew Nicholls</i>	
1059	American Clocks	<i>Anitha Schorsch</i>	
1060	How to Make Animated Toys		
1061	Build Your Own Wood Toys		
1062	Shaker Clock Makers	<i>James Gibbs</i>	
1063	Ansonia Clocks	<i>Ansonia Clock Co.</i>	Old Catalog
1064	Making Your Own String Instruments	<i>David Calvert</i>	
1065	Connecticut Clock Makers	<i>Penrose Hoopes</i>	
1066	Musical Instruments of the S. Applach. Mtns.	<i>John Irwin</i>	
1067	The Mountain Dulcimer	<i>Howard Mitchell</i>	
1068	Merritt's Antiques Catalog		
1069	Handbook of Airfoil Sections	<i>M.S. Rice</i>	
1070	How to Carve Wood	<i>Richard Butz</i>	
1071	Make & Play the Dulcimer	<i>Hines, Chet</i>	Instructions, plans, music
1072	Wood Carving (Drake Home)	<i>William Wheeler</i>	
1073	The Book of Woodcarving	<i>Charles Sayers</i>	Techniques & Projects

1074	Wood Carving	<i>William Wheeler</i>	
1075	Chip Carving	<i>Wayne Barton</i>	
1076	Guide to Furniture Refinish. & Antiquing	<i>McGraw-Hill</i>	
1077	A Museum of Early American Tools	<i>Eric Sloane</i>	
1078	Illustrated List of Planes & Plane Irons	<i>Sandusky Tool Co.</i>	
1079	How to Make Wooden Planes	<i>David Perch</i>	
1080	Fine Woodworking Planes & Chisels	<i>Fine Woodworking</i>	
1081	Decoration, Handbook of Early American	<i>Edith Cramer</i>	
1082	Tools, Early and Equipment	<i>Elmer Smith</i>	
1083	Gold Leaf Techniques	<i>Raymond LeBlanc</i>	
1084	How to Gold Leaf Antiques	<i>Donald Chambers</i>	
1085	Gluing & Clamping	<i>Speilman, Patrick</i>	Comprehensive - methods/materials
1086	Bending wood	<i>Fine Woodworking</i>	Instruction, photos & examples
1087	A Museum of Early American Tools	<i>Sloane, Eric</i>	Historical, Early American
1088	The Black Forest Cuckoo Clock	<i>Karl Kochman</i>	
1089	Designing and Building a Grandfather Clock	<i>Gary Williams</i>	
1090	Great All-American Wooden Toy Book	<i>Norm Marshall</i>	Toy plans with lots of how-to
1091	Contemporary Art with Wood	<i>Meilach, Dona C.</i>	Techniques & designs
1092	Building Traditional Kitchen Cabinets	<i>Toplin, Jim</i>	Designing, construction, finishing
1093	Woodworking with Your Kids	<i>Starr, Richard</i>	Plans, toys, furniture, furnishings, shop aids
1094	Furniture - Projects in Wood	<i>Field, David</i>	Designing, furniture, finishing
1095	The Workshop Book	<i>Landis, Scott</i>	Shop layout, shop aids
1096	Decorative Woodworking	<i>Bridgewater, Alan & Gill</i>	Techniques, veneering, carving, finishing
1097	Reproducing Antique Furniture	<i>Gottshall, F. H.</i>	Furniture, finishing, techniques
1098	Woodcarving Techniques & Projects	<i>Sunset Books</i>	
1099	Notes on Dulcimer Making	<i>Harris, Rodger</i>	Instructions
1101	Modern Carpenter Joiner & Cabinet-maker Vol. I — Heritage of Styles & Woods	<i>Sutcliffe, G. Lister Underhill, Roy</i>	Publication of National Historic Society
1102	Modern Carpenter Joiner & Cabinet-maker Vol. II — Legacy of Wood & Woodworking	<i>Sutcliffe, G. Lister Underhill, Roy</i>	Publication of National Historic Society
1103	Modern Carpenter Joiner & Cabinet-maker Vol. III — Drawing & Drawing Instruments	<i>Sutcliffe, G. Lister Underhill, Roy</i>	Publication of National Historic Society
1104	Modern Carpenter Joiner & Cabinet-maker Vol. IV — Timber Framing & Carpentry	<i>Sutcliffe, G. Lister Underhill, Roy</i>	Publication of National Historic Society
1105	Modern Carpenter Joiner & Cabinet-maker Vol. V — Carpentry Masterpieces	<i>Sutcliffe, G. Lister Underhill, Roy</i>	Publication of National Historic Society
1106	Modern Carpenter Joiner & Cabinet-maker Vol. VI — Wood Carving & Stair Building	<i>Sutcliffe, G. Lister Underhill, Roy</i>	Publication of National Historic Society
1107	Modern Carpenter Joiner & Cabinet-maker Vol. VII — Case Making & Cabinet Making	<i>Sutcliffe, G. Lister Underhill, Roy</i>	Publication of National Historic Society
1108	Modern Carpenter Joiner & Cabinet-maker Vol. VIII — Mastery of Joinery & Business	<i>Sutcliffe, G. Lister Underhill, Roy</i>	Publication of National Historic Society
1109	Home Handyman Encyclopedia & Guide Vol. 1 A thru Do	<i>Popular Mechanics</i>	How-to for Home, Shop, Yard & Recreation Tips and Plans & Info
1110	Home Handyman Encyclopedia & Guide Vol. 2 Do thru La	<i>Popular Mechanics</i>	How-to for Home, Shop, Yard & Recreation Tips and Plans & Info
1111	Home Handyman Encyclopedia & Guide Vol. 3 La thru Ra	<i>Popular Mechanics</i>	How-to for Home, Shop, Yard & Recreation Tips and Plans & Info

1112	Home Handyman Encyclopedia & Guide Vol. 4 Ra thru Z and Index	<i>Popular Mechanics</i>	How-to for Home, Shop, Yard & Recreation Tips and Plans & Info
1113	Home Handyman Encyclopedia & Guide Vol. 5 Supplement	<i>Popular Mechanics</i>	How-to for Home, Shop, Yard & Recreation Tips and Plans & Info
1114	Do-It-Yourself Encyclopedia Vol. 1 AB thru BA	<i>Popular Mechanics</i>	Home Maintenance, Hand & Power Tools, Craft Projects, Shop Shortcuts, Automotive, etc., etc.
1115	Do-It-Yourself Encyclopedia Vol. 2 BA thru BR	<i>Popular Mechanics</i>	Home Maintenance, Hand & Power Tools, Craft Projects, Shop Shortcuts, Automotive, etc., etc.
1116	Do-It-Yourself Encyclopedia Vol. 3 BR thru CE	<i>Popular Mechanics</i>	Home Maintenance, Hand & Power Tools, Craft Projects, Shop Shortcuts, Automotive, etc., etc.
1117	Do-It-Yourself Encyclopedia Vol. 4 CE thru DE	<i>Popular Mechanics</i>	Home Maintenance, Hand & Power Tools, Craft Projects, Shop Shortcuts, Automotive, etc., etc.
1118	Do-It-Yourself Encyclopedia Vol. 5 DE thru FE	<i>Popular Mechanics</i>	Home Maintenance, Hand & Power Tools, Craft Projects, Shop Shortcuts, Automotive, etc., etc.
1119	Do-It-Yourself Encyclopedia Vol. 6 FE thru GA	<i>Popular Mechanics</i>	Home Maintenance, Hand & Power Tools, Craft Projects, Shop Shortcuts, Automotive, etc., etc.
1120	Do-It-Yourself Encyclopedia Vol. 7 GA thru HO	<i>Popular Mechanics</i>	Home Maintenance, Hand & Power Tools, Craft Projects, Shop Shortcuts, Automotive, etc., etc.
1121	Do-It-Yourself Encyclopedia Vol. 8 HO thru KI	<i>Popular Mechanics</i>	Home Maintenance, Hand & Power Tools, Craft Projects, Shop Shortcuts, Automotive, etc., etc.
1122	Do-It-Yourself Encyclopedia Vol. 9 KI thru MO	<i>Popular Mechanics</i>	Home Maintenance, Hand & Power Tools, Craft Projects, Shop Shortcuts, Automotive, etc., etc.
1123	Do-It-Yourself Encyclopedia Vol. 10 MO thru PL	<i>Popular Mechanics</i>	Home Maintenance, Hand & Power Tools, Craft Projects, Shop Shortcuts, Automotive, etc., etc.
1124	Do-It-Yourself Encyclopedia Vol. 11 PL thru RE	<i>Popular Mechanics</i>	Home Maintenance, Hand & Power Tools, Craft Projects, Shop Shortcuts, Automotive, etc., etc.
1125	Do-It-Yourself Encyclopedia Vol. 12 RE thru SH	<i>Popular Mechanics</i>	Home Maintenance, Hand & Power Tools, Craft Projects, Shop Shortcuts, Automotive, etc., etc.
1126	Do-It-Yourself Encyclopedia Vol. 13 SH thru ST	<i>Popular Mechanics</i>	Home Maintenance, Hand & Power Tools, Craft Projects, Shop Shortcuts, Automotive, etc., etc.
1127	Do-It-Yourself Encyclopedia Vol. 14 ST thru TI	<i>Popular Mechanics</i>	Home Maintenance, Hand & Power Tools, Craft Projects, Shop Shortcuts, Automotive, etc., etc.
1128	Do-It-Yourself Encyclopedia Vol. 15 TI thru VA	<i>Popular Mechanics</i>	Home Maintenance, Hand & Power Tools, Craft Projects, Shop Shortcuts, Automotive, etc., etc.
1129	Do-It-Yourself Encyclopedia Vol. 16 VA thru ZO and Index	<i>Popular Mechanics</i>	Home Maintenance, Hand & Power Tools, Craft Projects, Shop Shortcuts, Automotive, etc., etc.
1130	Do It Yourself with Plastics	<i>Erich H. Heimann</i>	All types of plastics

1131	Better Homes & Gardens Handyman's Book	<i>Better Homes & Gardens</i>	Emphasis on woodworking
1132	Complete Handyman Encyclopedia Vol. 1 - Abrasives — Automobile Engines	<i>Science & Mechanics</i>	Home Maintenance
1133	How-to-Do-It Encyclopedia Vol. 1 - A — Ast	<i>Mechanics Illustrated</i>	Home appliance repair & misc. projects
1134	Super Handyman's Encyclopedia of Home Repair Hints	<i>Al Carrell</i>	Misc. tips for home & yard maintenance
1135	House of Ideas Creative Interior Design	<i>Bill Baker</i>	Home improvements and built-ins
1136	Better Homes & Gardens Home Improvement Book	<i>Better Homes & Gardens</i>	Remodeling Ideas
1137	How to Make Your Own Recreation & Hobby Rooms	<i>Ralph Treves</i>	Not a lot of construction detail
1138	How You Can Make Money in Your Home Workshop	<i>Dick Hutchinson</i>	Several simple projects (32 pages)
1139	Home Improvements Made Easy with Reynolds Do-It-Yourself Aluminum	<i>Reynolds Aluminum</i>	How-to & Projects with aluminum sheet, bar, forms, etc
1140	Kitchen & Baths Planning Guide	<i>Homeowner Magazine</i>	Planning and layout
1141	Eighteen Fascinating Ideas for Your Home	<i>Weyerhaeuser Co.</i>	Built-ins etc.
1142	The Plywood Book	<i>American Plywood Association</i>	How to Work with Plywood
1143	Plywood Home Storage Plans	<i>American Plywood Association</i>	Plans & Instructions
1144	Puzzles in Wood	<i>E. M. Wyatt</i>	Drawings and Instructions
1145	How to Make Objects of Wood The Museum of Modern Art	<i>K. T. Bassett et. Al.</i>	Woodworking how-to and some projects
1146	Making Useful Things of Wood	<i>Franklin H. Gottshall</i>	Furniture, furnishings, etc.
1147	Popular Science Woodworking Projects 1988 Yearbook	<i>Popular Science</i>	Misc. Projects
1148	Popular Science Woodworking Projects 1989 Yearbook	<i>Popular Science</i>	Misc. Projects
1149	Popular Science Woodworking Projects (1990) Yearbook	<i>Popular Science</i>	Misc. Projects
1150	Furniture Designs	<i>Furniture Designs</i>	Catalog of Plans
1151	How to Build Your Own Furniture	<i>R. J. DeCristoforo</i>	How-to techniques - no plans or projects
1152	The Practical Book of Built in Furniture	<i>Henry L. Williams</i>	Construction methods and projects
1153	How to build Bars	<i>Donald R. Brann</i>	Plans & instructions
1154	Furniture You Can Build	<i>Sunset Books</i>	Indoor & outdoor projects
1155	Fine Furniture for the Cabinetmaker	<i>A. W. Marlow</i>	14 Projects - lots of detail
1156	Seng Furniture Facts	<i>The Seng Company</i>	Descriptions of Furniture types and features
1157	The Home Pro Reupholstering Guide	<i>3M Company</i>	Reupholstering how-to
1158	Upholstering and Re-upholstering	<i>Clyde A. Criswell</i>	Upholstering & Reupholstering how-to
1159	Furniture Upholstery & Repair	<i>Sunset Books</i>	Upholstering & Reupholstering how-to
1160	Modern Upholstering Methods	<i>William F. Tierney</i>	Upholstering methods
1100	Furniture Design	<i>Garth Graves</i>	The right size, proportion and style
1161	Scroll Saw Basics	<i>Patrick Spielman</i>	Saw, blades, wood, techniques - beginners
1162	Making Useful Things of Wood	<i>Franklin H. Gottshall</i>	Simple Projects
1163	Miniatures: How to Make, Use & Sell Them	<i>Phyllis Meras</i>	Miniature Furniture & Accessories
1164	Understanding Wood	<i>Bruce Hoadley</i>	Comprehensive guide to wood

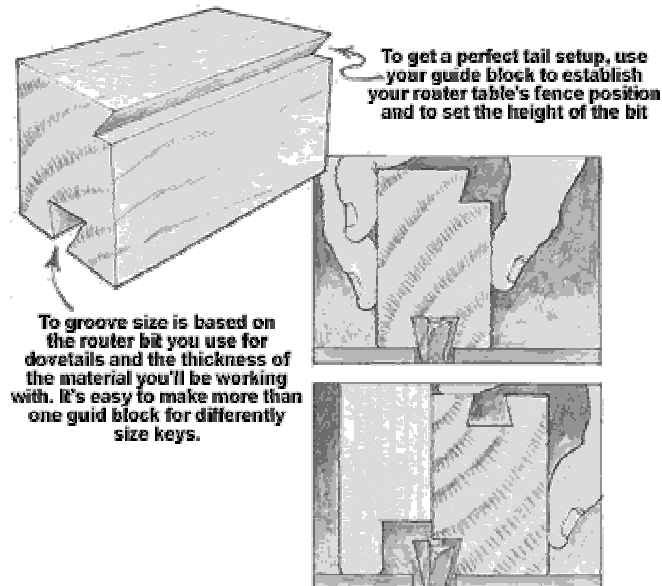
1165	Exotic Woods for Woodworkers		Compilation of facts re: some exotic woods
1166	The Furniture of Sam Maloof	<i>Jeremy Adamson</i>	Smithsonian American Art Museum
1167	Duncan Phyfe's Tool Chest	<i>Carlyle Lynch</i>	Plans & Instructions
1168	Woodcarvers Bench	<i>Carlyle Lynch</i>	Plans & Instructions

Shop Tips

Sliding dovetails make a great joint. There's a lot of gluing surface, they look great and they hold forever, but they can be tricky to set up unless you use a key.

Making one is simplicity itself: just mill both the groove and the tail of a dovetail joint in the same hardwood scrap. Make one for each dovetail bit you own. Use a stable, tight-grained hardwood that won't expand or contract much, or even a piece of high-density fiberboard.

Now, instead of starting from scratch each time, you can just use the key to set the fence and the bit height.



Request for Services (respond if you are interested)

Dear Mr. Thomas, (Dick Thomas, VP CWA)

I work for a real estate development company here in Charlotte and I was hoping you could be of assistance to me. Our office is located in a beautiful old house in Dilworth and we have a large wood conference table that is in need of being refinished. I was hoping that you could put me in contact with a professional that may be able to take on the job.

The interior style of our office is distinct and we would like the table finish to compliment its' surroundings. If there is a member of your organization who you feel may be able to perform this work, please have him/her contact me at (704) 372-3703 extension 227. We are also trying to move a very large piece of furniture to Wilmington, NC and are in need of a shipper.

Stephanie Borgeson
State Street Companies

H & S Lumber

Mr. Robert Boland, Manager
 4115 Monroe Road
 Charlotte, NC 28205
 704.333.3130 (sponsor)

Harbor Freight USA

Mr. Martin Treadwell, Manager
 3852 E. Independence Blvd.
 Charlotte, NC 28205
 704.569.0182 (contributor)

The Woodworking Shop of Charlotte

Mr. Tony Collums, Manager
 116M Freeland Lane
 Charlotte, NC 28217
 704.521.8886 (contributing/sponsor – except power tools
 and wood)

Woodcraft

Mr. David Boyuka
 1725 Windsor Square Drive
 Matthews, NC 28105
 704.847.8300 (contributing)

Show your CWA membership card at any of the listed
 places and receive benefits (except for Woodcraft and
 Harbor Freight USA, which are not able to provide
 sponsorship in the form of discounts).

2004 CWA Officers

President	Wayne L. Manahan pres@charlottewoodworkers.org	(704) 786-0768
Vice President	Dick Thomas vp@charlottewoodworkers.org	(704) 332-3418
Treasurer	Jaye Peterman treasurer@charlottewoodworkers.org	(704) 527-8768
Secretary	Michael L. Dyer secretary@charlottewoodworkers.org	(704) 379-1919

The Charlotte Woodworking Association

Mike Dyer, Editor
 11342 Colonial Country Lane
 Charlotte, NC 28277
secretary@charlottewoodworkers.org

Next Meeting:
 February 16, 2004
 At the Woodworking Shop
