
THE SAWDUST

Volume 14, Issue 12

October 2007

Small Talk from a Tall Guy

Ever write a newsletter and think to yourself that you have the whole thing done only to find a big blank spot on page 5? Well it happened to me, too. For a moment I was tempted to go with the old gag "This Space Intentionally Left Blank", but then I realized that I left all of that space for Wayne Manahan's great book review!


At the last meeting I asked for members to write a book (or video) review for The Sawdust. We even joked that it didn't have to be well written or edited. The bar was set low. We even offered to bribe members with a \$1 Free DVD Rental for any book review received. And then a few days after the meeting Wayne submits a fabulous review, raising the bar for the rest of us. So as your loyal Editor In Chief, I promise not to cave in to well written articles and to let the bar remain at its nice low level. All I ask is for someone to prove that Wayne was not able to raise the bar for everyone else by submitting an article for the newsletter. It can be about anything: your funniest/worst mistake, a project you are currently working on, a project you never seem to start (or finish), your favorite tool... Try me.

Oh, and enjoy Wayne's review on page 5.

Best regards,
~Peter Stoffel
CWA Secretary

Meeting Time

Meetings of the Charlotte Woodworker's Association are held the third Tuesday of each month, except for December. Meetings are held at the Well of Hope Lutheran (formerly Incarnation Lutheran Church), 6400 Old Reid Road, Charlotte, NC (off Archdale Drive).

A social and refreshment time starts at 5:30pm; our meeting starts at 6:30pm. Come to the meeting early and get to know your fellow woodworking enthusiasts! 

Wood Finishing Forum

At the September meeting of the Charlotte Woodworkers Association we had an open forum on finishing wood, sometimes referred to as "the second half of any woodworking project." Our panel tried to take some of the mystery out of the finishing process and de-mystify the various finishing products for those of us without a degree in chemical engineering.

The conversation was fairly free-wheeling which made it difficult to take cogent notes, so this column is going to be shorter than usual.

However one of the conversations has led to an interesting suggestion for our meeting: to do one step of a multi-step finishing process at each meeting, culminating in a Step Board at completion.

A Step Board is similar to the Story Stick we highlighted in the article on Building A Chest the 18th Century Way (*July 2007*). Take a strip of commonly used wood, such as oak, cherry or mahogany, and start the first step of your finishing process, such as staining or dyeing the wood. Then you cover over the bottom few inches of the stained wood when you apply the second step. You do that until you have completed the finishing process. On the back of the board you list all of the formulations used on the front. When you are done you will have a great resource that you can use to help you plan and choose the best finish for your projects.

If we did one step at each meeting, ideally, over time, we would end up with a collection of Step Boards with various finishes on various types of wood that members of the CWA could borrow from the Library and use with their own projects. It would be a tremendous resource for the club. There are still a number of logistical issues to work out to bring this suggestion to fruition. If anyone is interested in leading this project please contact the Vice President, Phil Ashley, who handles programming for the meetings.

If you were reading this column hoping to learn a few finishing tips I don't want to disappoint you. My

continued on page 2

best suggestion though is to check out a DVD that was strongly recommended by Greg Smith called "Hand Applied Finishes by Jeff Jewitt". The video has received a five star rating on Amazon.Com and is available from the CWA Library. 📺

New Source for Lumber for CWA Members

David Powles announced that, through a friend with a commercial wood shop, he will be able to source thicker lumber graded to 1st or 2nd for about the same price as local lumber dealers are offering select grade.

David found it difficult to find quality lumber in thicker sizes, such as 12-4 or 16-4 on-hand at local dealers or to find wider boards. By teaming up with his friend's commercial shop he is able to place orders at a good price for lumber that is more suited to fine furniture construction.

The wood comes rough-finished and needs to be planed and jointed prior to use. There are minimal order quantities involved, but those vary based on whether you are ordering a material the shop orders anyway, and of course there is a lead time to receive the material, which David has volunteered to bring to the next CWA meeting for folks to pick up if that is more convenient.

Some examples of the current prices for the wood were: 4-4 Hard Maple at \$3.90/BFt; 4-4 Cherry at \$5.00/BFt; and 12-4 Hard Maple at \$6.00/BFt. (Disclaimer: I may have that last price copied down wrong.)

If you are interested in purchasing some of this lumber please contact David at (704) 506-0405. 📞

New Store for Exotic Lumber

Rohit Chugh, a member of the Charlotte Woodturners Association, has opened a new store in Charlotte's historic NODA Arts district called, Charlotte Exotic Hardwoods. The store is part of the Hart Witzen Art Gallery at 136 East 36th Street and

carries a wide variety of exotic wood.

"Our inventory of exotic woods traces its roots, so to speak, to virtually all across the globe — including various locales in Africa, Asia, and South America, as well as Mexico and the United States.



Unless otherwise noted, most, if not all, of our burl woods and larger non-burl woods (more than two inches thick) have been air dried, with the moisture content of individual pieces varying. Most, if not all, of our non-burl woods less than two inches thick have been kiln dried. Most of the burl woods have been treated with Paraffin wax to help prevent cracking, and some have also been treated with Anchor Seal on the ends. Most of the non-burl woods have been treated with Anchor Seal. None of the woods, burl or non-burl, has been impregnated. The wax will come off naturally when the wood is turned, or it can be scraped off using a simple paint scraper."

Further information can be found at www.CharlotteExoticWood.Com or Rohit can be contact directly at: (704) 975-6502, M-F 7:00 AM to 5:00 PM. 📞

CALENDAR OF EVENTS


- OCT 4 WOODBURING: BURN A DETAILED FEATHER ON A WOODEN PLATE – WOODCRAFT
- OCT 6 ROUTER II: MAKE A HINGED BOX – WOODCRAFT
- OCT 7 LATHE III: LIDDED BOX – WOODCRAFT
- OCT 11 INTRODUCTION TO SCROLL SAW: HUMMINGBIRD PLAQUE – WOODCRAFT
- OCT 13 [HABITAT FOR HUMANITY 8PM – 4 PM](#)
- OCT 14 POWER CARVING – WOODCRAFT
- OCT 16 [CHARLOTTE WOODWORKERS MEETING](#)
- OCT 18 INLAY TECHNIQUES – WOODCRAFT
- OCT 20 BASIC LATHE: PART I – WOODCRAFT
- OCT 21 LATHE VII: NATURAL EDGE BOWL FROM A BURL – WOODCRAFT
- OCT 25 CARVING BASICS: BALL IN A CAGE – WOODCRAFT
- OCT 26 [HICKORY WOODWORKING SHOW OPENS](#)
- OCT 27 [HICKORY WOODWORKING SHOW ENDS](#)
- OCT 27 LATHE II: BOWLS – WOODCRAFT
- OCT 28 BASIC FINISHING – WOODCRAFT
- NOV 1 TOOL SHARPENING – WOODCRAFT
- NOV 3 BASIC ROUTER: PART I – WOODCRAFT
- NOV 3 CREATIVE CUTTING BOARDS – WOODCRAFT
- NOV 4 LATHE II: BOWLS – WOODCRAFT
- NOV 8 BEGINNING SCROLL SAW: FRETWORK CROSS – WOODCRAFT
- NOV 11 CARVE A WELSH LOVE SPOON – WOODCRAFT
- NOV 15 FINISHING: FRENCH POLISH – WOODCRAFT
- NOV 17 SHARPENING CARVING TOOLS – WOODCRAFT
- NOV 18 BASIC LATHE: PART I – WOODCRAFT
- NOV 20 [CHARLOTTE WOODWORKERS MEETING](#)
- NOV 22 [HAPPY THANKSGIVING! GOBBLE GOBBLE!](#)
- NOV 29 PEN TURNING – WOODCRAFT

One Special Christmas

Every year the CWA supports a fantastic local charity called One Special Christmas. Volunteers donate hand-made furniture, arts, crafts, and even a log cabin that are auctioned off every November. The money from the auction buys presents for needy children referred to the organization by local churches and agencies. The goal is to give these children at least One Special Christmas in their lives.

Brendon Chapman, one of the organizers of One Special Christmas, has asked me to pass on their gratitude for all work in the past and to encourage CWA members to contribute to this year's auction scheduled for November 29th.

Fred and John's 18th Century Chest will be going up for auction this year and we hope to report on many more CWA member projects that make it to the auction.

More information can be found at:
<http://www.onespecialchristmas.org/> 



Write a Book Review!

Yes, I know I put in a big plug for members to write articles and book reviews for The Sawdust in my column Small Talk from a Tall Guy, but from what little I know about advertising repetition is the key. So write a book review today! ☺ By the way, does anyone actually read these grayed-out sections?

Contact Peter Stoffel at PStoffel@Carolina.RR.Com or call 704-822-2425. 

The Classified Section

Sorry, there isn't anything for sale this month. Please keep in mind that this newsletter is distributed to the active and inactive members of the CWA, so if you are looking to sell something a lot of people will see it.

If you have something to sell, we can help! 🛠️

You do not need to be a member to place a Classified Ad! If you have any items that you think would be of interest to our membership please contact PStoffel@Carolina.RR.Com to have your ad appear in the next issue of The Sawdust.

Two Chances for Habitat for Humanity

Last month Habitat for Humanity announced that it had a few extra projects to wrap up before it posted the dates for its main work days. The CWA offered to help build a deck on Saturday October 13th from 8:00 AM to 4:00 PM. We have five members signed up but if your schedule permits more are welcome. Otherwise we hope to see everyone at big work weekend later this year!

For more information please contact Phil Ashley at PhillipjAshley@aol.com or (704) 519-5662. 🛠️

Member's Projects in Process

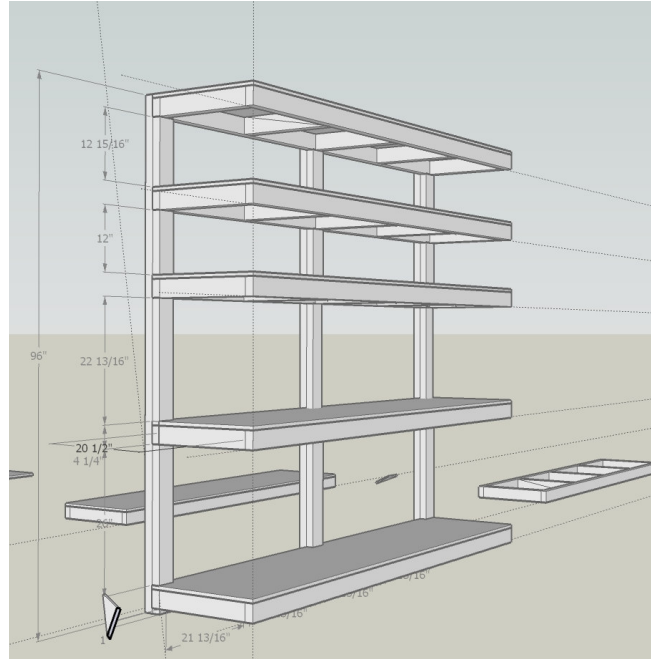
At the September meeting we sent around a form and asked our members to tell us what projects they are working on. Even the ones that won't be finished until 2009. Here is a partial list of the responses which highlights the diversity in the club. We plan to publish photos of the projects as they are completed. Stay tuned!

Mike Smith	Hall Table
Fred Miller	Another run of clocks
John Goodson	Chippendale Chest
Scott Coble	CD/DVD Cabinet
Bill Golden	Shop Cabinets and client projects
Bob Fields	Plantation Desk
Greg Smith	Entertainment Center Consoles
Tom Willis	Boxes
Bruce Bogust	Federal 1/2-ellipse Table
Mike Pleso	Table



Google Sketch Up

Google has a Computer Aided Design (CAD) program that you can download for free to your home computer.



I used it to come up with the above design for some heavy duty shelving in my basement. It can be a real help in getting dimensions for projects, as well as playing around with various design features.


The best introduction to Sketch Up that I have seen is done by Marc Spagnuolo at his web site www.TheWoodWhisperer.Com. This is a video by a woodworker, for a woodworker. So if you have a high speed internet connection, check out "Episode 11- Arts & Crafts Table (Part 1)". One of the interesting features of Sketch Up that Marc mentions in the video is the ability to bring a photograph of a piece of furniture into the program, and then if you know one dimension, for example that the width of the table leg is four inches, you can use information to easily find out the remaining dimensions of the piece of furniture.

There are many free resources to help you learn to use the program, such as demonstration videos, discussion forums where you post questions and even old-fashioned paper books at your local bookstore.

We may even have a presentation on Sketch Up at an upcoming CWA meeting... 🛠️

Book Review

BY WAYNE MANAHAN



THE COMPLETE GUIDE TO SHARPENING

By Leonard Lee
Taunton Press

If your tools are dull and you're stumped about what it takes to put a really sharp edge on them, this book offers the knowledge that you need to get past that. It starts with a chapter entitled "The Meaning of Sharpness", and though I'd been sharpening with good success for a long time, this chapter opened my eyes to what it takes to get a truly sharp edge on anything.

Chapter 2, "The Physics of Severing Wood Fibers", help erase any doubts you may have had regarding how woodworking tools work at the point where edge contacts wood.

Chapter 3, "Metallurgy", explains what steel is, and how its characteristics can vary based on the various alloying elements. This chapter also discusses heat treating and special coating briefly. It's enough information for most woodworkers, but Lee doesn't try to make you into a scientist.

Chapter 4, "Abrasives", will also be eye opening for many. The photo-micrographs of stones give a better understanding of these tools we use to sharpen our edge tools. Also covered are lapping and polishing compounds and grinding wheels. Lee sticks to the essential facts and doesn't bore the reader with long digressions into trivia.

The book also discusses sharpening equipment, including grinders of various types, stones, diamond plates, and files. From that point forward the approach is a guide to sharpening each type of tool, starting with

chisels, moving to handplanes, and including nearly everything I've ever had cause to sharpen, including axes and saws. Scrapers are covered, as are turning tools.

All in all I consider this the best book on sharpening that I have ever read. Truth be told, after reading this one, I've never learned anything new of significance about sharpening in any book that I've picked up since.

If you like to read, and you read carefully, the only thing you'll need to get as sharp an edge as you'd like after reading this book are the abrasives that do the cutting and practice. 🪚

2007 CWA Officers

Bruce Bogust
President

(704) 321-0979

bbogust@carolina.rr.com

Phil Ashley
(704) 519-5662

Vice President (in Charge of Programming)

PhillipjAshley@aol.com

Fred Miller
Treasurer
(704) 375-0306

fredmiller2@gmail.com

Peter Stoffel
Secretary
(704) 822-2425

PStoffel@Carolina.RR.Com

Maurice Blackburn
Librarian
(704) 396-8780

MBlackburn1@Carolina.RR.Com

Wayne Manahan
Web Site
(704) 786-0768

WManahan@VNet.Net

Treasurer Report

	June	July	August	Sept.
Deposits:	\$79.00	\$51.00	\$78.00	\$107.00
Disbursements:	\$38.66	\$21.43	\$26.75	\$230.01

Library Books and Videos

By Maurice Blackburn

Over the past two issues of The Sawdust we have published a listing of the Library's DVD collection and a partial list of the books available for borrowing by members. This month the list continues with another installment. We hope you use this tremendous resource. Borrowing a DVD for a month cost \$1.00 but there is no fee to borrow books.

We are also looking for "Book Reports" written by our members that we can publish in The Sawdust. The goal is to have a monthly column that will highlight a different book each month. If you are interested in assisting please contact PStoffel@Carolina.RR.Com.

ITEM	TITLE	AUTHOR	COMMENT
1057	Fretwork, Classic Scroll Saw Patterns	<i>Spielman & Riddle</i>	
1094	Furniture - Projects in Wood	<i>Field, David</i>	Designing, furniture, finishing
1017	Furniture & Woodware, Shaker	<i>Handberg, Enjner</i>	General arr. plans for 50 projects
1150	Furniture Designs	<i>Furniture Designs</i>	Catalog of Plans
1159	Furniture Upholstery & Repair	<i>Sunset Books</i>	Upholstering & Reupholstering how-to
1154	Furniture You Can Build	<i>Sunset Books</i>	Indoor & outdoor projects
1027	Furniture, American	<i>Moser, Thomas</i>	70 Plans & photos
1013	Furniture, Antique Country	<i>Shea, John</i>	Historical, photos, plans
1041	<i>Furniture</i> , Chairs & Beds	<i>Fine Woodworking</i>	Reference - 33 articles
1033	Furniture, Country	<i>Watson, Aldren</i>	Design, Joinery & tools
1005	Furniture, House of	<i>Watts, Simon</i>	Good plans, pictures and text
1011	Furniture, Provincial	<i>Gottshall, F. H.</i>	28 proj. Instruction, photos, drawings
1007	Furniture, Queen Ann	<i>Vandal, Norman</i>	Instruction, plans, photo & text
1097	Furniture, Reproducing Antique	<i>Gottshall, F. H.</i>	Furniture, finishing, techniques
1002	Furniture, Shaker	<i>Handberg, Enjner</i>	Shop drawings- 90 items
1016	Furniture, Shaker	<i>Moser, Thomas</i>	Instruction & plans - 50 projects
1085	Gluing & Clamping	<i>Speilman, Patrick</i>	Comprehensive - methods/materials
1139	Home Improvements Made Easy with Reynolds Do-It-Yourself Aluminum	<i>Reynolds Aluminum</i>	How-to & Projects with aluminum sheet, bar, forms, etc
1135	House of Ideas, Creative Interior Design	<i>Bill Baker</i>	Home improvements and built-ins
1153	How to build Bars	<i>Donald R. Brann</i>	Plans & instructions
1151	How to Build Your Own Furniture	<i>R. J. DeCristoforo</i>	How-to techniques - no plans or projects
1145	How to Make Objects of Wood The Museum of Modern Art	<i>K. T. Bassett et. Al.</i>	Woodworking how-to and some projects
1137	How to Make Your Own Recreation & Hobby Rooms	<i>Ralph Treves</i>	Not a lot of construction detail
1138	How You Can Make Money in Your Home Workshop	<i>Dick Hutchinson</i>	Several simple projects (32 pages)
1133	How-to-Do-It Encyclopedia Vol. 1 - A — Ast	<i>Mechanics Illustrated</i>	Home appliance repair & misc projects
1043	INDEX, Woodworking	<i>Gumbus, art</i>	Ref. to 812 mags. covers 15200 articles
1044	INDEX, Woodworking	<i>Fine Woodworking</i>	Covers last 100 issues

CHARLOTTE WOODWORKERS ASSOCIATION SPONSORS

Please thank them every time you use their services.

HORIZON FOREST PRODUCTS

Chad Mitchell, Manager
839 Exchange Street
Charlotte, NC 28208
704-369-0485

WOODCRAFT

Mr. David Boyuka
1725 Windsor Square Drive
Matthews, NC 28105
(704) 847-8300

THE WOODWORKING SHOP OF CHARLOTTE

Jim Rivers, Manager
4728 South Blvd.
Charlotte, NC 28217
(704) 521-8886
*Show your CWA membership card and receive benefits
(except power tools and wood)*

CWA MENTOR PROGRAM

The following members have offered their help to anyone interested in learning skills or new techniques in their area of interest. Contact each person to arrange times to get together if interested.

Bill Golden
Shopsmith & Accessories
704.525.9691
popstoyshop@yahoo.com

Wayne Manahan
Sharpening
704.786.0768
wmanahan@vnet.net

If you are willing to mentor new woodworkers please let us know and add yourself to the list. Thank you!

" If at first you don't succeed, sand, sand some more."

-Unknown

Peter Stoffel
213 Village Glen Way
Mount Holly, NC 28120

BUILD RATE
US POSTAGE
PAID
PERMIT NO.
00000

ADDRESS CORRECTION REQUESTED
